



The North Wind

Issue #347
Feb. & March
AS XLVI (2012)
ISSN: 0316-6953



Baron's Column - 1
Editor's Letter - 2
Calendar - 3
Upcoming Events - 4 to 7
Combat Archery Update - 8 to 10
Ask Our Alchemist - 11 to 13
Meddling with Metal Enamels - 14&15
Making Mead with Malie - 16&17
TirRigh February Investiture - 18 to 20
Memorial Mass for Amanda - 21
Council - 22
Seneschale Quarterly Report - 23 to 26

Photo by Dr. Carus of Burn Abby



Baron's Column



As many of you have heard, the lawsuit against the SCA, Inc. has now been settled out of court for \$1.3 Million. Our Baronial share will be around \$2,000 – maybe a bit more or maybe a bit less.

While there will be some belt-tightening, I am glad that we were able to settle and the amount appears to be fair. A wrong was done. As a Society, we were not vigilant enough to notice the wrongdoing, and now we are paying.

As a Barony, we are not in a panic stage. We have the money in our account. We have been cautious about our spending and will continue to be cautious.

I have heard from some rumblings that maybe if we had formed a SCA Canada Inc., that we would not have been worrying about these large settlements. While there might be valid arguments for an SCA Canada Inc., this is not one of them.

Sexual assaults of children happen in Canada just as they do in the United States. The settlements are also very similar. We are looking at just over \$200,000 per the individuals involved in the current lawsuit. This is below the \$300,000 cap for pain and suffering that is allowed in Canada and a court could also award money for potential loss of future job revenue and punitive damage. Although Scouts Canada will not give figures on how much it has settled its cases for, the values reported by the media are similar to the settlement in this case.

Had the same thing happened in Canada (and it does), we would have likely settled around the same amount but that amount would have been spread over far fewer members. The cost to the Barony would have been far greater.

While I don't necessarily agree with every decision that the BOD makes, I don't see a need to create a new bureaucracy who will still make decisions that I don't always agree with.

In Service,
Baron James the Just





Editor's Letter



At Council this past month, it was brought to my attention that I was the youngest person at the table by a good decade or so. (I shan't reveal WHICH decade). The question was raised yet again, how can we attract newcomers? How can we get the younger generation involved? Someone asked me what attracted me to the SCA in the first place, and why I stayed.

I first heard about the SCA through a demo that was held at my high school. My social studies teacher arranged some people to come in and talk to us. (I believe they included Oak and Genevieve Barbota, but I'm not sure) They gave us a brief explanation of what the SCA was, asked if anyone was having a birthday that week, sang the Birthday Dirge at us, told us to look up sca.org, and left. I looked up sca.org and saw a lot of people in funny clothes with pointy hats, against a backdrop of pavilions. It looked pretty interesting.

Life Got in the Way until after I'd graduated from university. By then my future brother-in-law was involved with some sort of fight club outfit based out of Prince George (Cold Keep), which turned out to be Wolfpack. Once I realized how they were loosely affiliated with the SCA, he helped me track down the heavy fighter practice in Lions Gate.

I started out as a heavy fighter, largely to prove to myself that I could be a heavy fighter. To learn how to construct my own armour, and make it work for me, and to capitalize on earlier athletics which included gymnastics, trampoline, and synchro.

My first event was Freeze-Off Tourney in Ramsgaard in 2005. Friday night, after being dropped off at the hall, I discovered the service aspect of the game as I found myself 15 feet above the hall floor, on a ladder, hanging banners from the ceiling.

I stayed for the service.

My mother always used to tell me I was, "such a helper." I've always had a strong sense of wanting to do more for other people, and improve another's experience through my own efforts. I am happiest when I have a way to pitch in, a task that needs doing that I can do. I feel weird being idle at an event: set-up, tear-down, gate, constab, I need to be busy. I try to balance that out with relaxing with some of the activities I personally enjoy.

How do we get newcomers involved? Through demos and events, appealing to their personal interests, and sharing with them the value of service.

For me, the ultimate fulfillment of service to my Barony, is to be a Council officer. I am proud to serve as your Chronicler, and hope you will allow me to do so a little longer.

Please enjoy the February & March issue – it is full of the efforts, crafts, and contributions of our populace.

In Service to our Dream,
Wymarcha Hektanah Doiron
Chronicler for the Barony of Lions Gate








About the North Wind: This is the Feb. & March 2012 issue of The North Wind, a publication of the **Barony of Lions Gate**, of the **Society for Creative Anachronism**, Inc. (SCA, Inc.) The North Wind is available from the Chronicler, Marissa Fischer (Lady Wymarcha Hektanah Doiron), chronicler@lionsgate.antir.sca.org and is also available from the Barony's website <http://lionsgate.antir.sca.org/public/>.

It is not a corporate publication of SCA, Inc. and does not delineate SCA, Inc. Policies. Copyright © 2012 Society for Creative Anachronism, Inc. For information on reprinting photographs, articles, or artwork from this publication, please contact the Chronicler, who will assist you in contacting the original creator of the piece. Please respect the legal rights of our contributors.

Lions Gate Calendar of Events






March-2012						
S	M	T	W	T	F	S
				1	2	3
4	5	6	7	8	9	10
11	12	13	14	15	16	17
18	19	20	21	22	23	24
25	26	27	28	29	30	31

Event Listings for March-2012

Date	Branch	Event
2		Newcomer Information Session
22		Baronial Council
31		Canterbury Fayre (Bardic & A&S Defenders)
31		Fools Bransle
<hr/>		
Tue		Cloverdale Practice - 6 , 13 , 20 , 27
Thu		Rapier Practice - 1 , 8 , 15 , 22 , 29
Mon		Dance Practice - 12 , 26









April-2012						
S	M	T	W	T	F	S
1	2	3	4	5	6	7
8	9	10	11	12	13	14
15	16	17	18	19	20	21
22	23	24	25	26	27	28
29	30	1	2	3	4	5

Event Listings for April-2012

Date	Branch	Event
6		Newcomer Information Session
26		Baronial Council
<hr/>		
Tue		Cloverdale Practice - 3 , 10 , 17 , 24
Thu		Rapier Practice - 5 , 12 , 19 , 26
Mon		Dance Practice - 9 , 23






May-2012						
S	M	T	W	T	F	S
		1	2	3	4	5
6	7	8	9	10	11	12
13	14	15	16	17	18	19
20	21	22	23	24	25	26
27	28	29	30	31		

Event Listings for May-2012

Date	Branch	Event
4		Newcomer Information Session
5		Heavy Rapier & Archery Defender
20		North Wind Deadline
24		Baronial Council
25-27		Sealion War
<hr/>		
Tue		Cloverdale Practice - 1 , 8 , 15 , 22 , 29
Thu		Rapier Practice - 3 , 10 , 17 , 24 , 31
Mon		Dance Practice - 14 , 28

June-2012						
S	M	T	W	T	F	S
					1	2
3	4	5	6	7	8	9
10	11	12	13	14	15	16
17	18	19	20	21	22	23
24	25	26	27	28	29	30
1	2	3	4	5	6	7

Event Listings for June-2012

Date	Branch	Event
1		Newcomer Information Session
28		Baronial Council
<hr/>		
Tue		Cloverdale Practice - 5 , 12 , 19 , 26
Thu		Rapier Practice - 7 , 14 , 21 , 28
Mon		Dance Practice - 11 , 25

Upcoming Events

Canterbury Fayre, Winter Defenders & Baronial Banquet - Oh, My!

March 31st

Masonic Hall 508 Agnes St. New Westminster, BC
http://www.antir.sca.org/Upcoming/?Event_ID=2972

Canterbury Fayre has Arts & Sciences and Bardic galore. If you are competing for one of the Defenders titles, ensure you have contacted the current Defender or myself prior to the event so appropriate judges can be found.

Our two current Defenders Sir Cairacan na Traga, Arts and Sciences Defender, and Lady Johanna Van der Velte Bardic Defender have been out representing Lions Gate to many Baronies and shires around the Principality and Kingdom. We congratulate them on all their efforts this past year! We encourage our Defenders to travel to learn from others, teach, and compete in Principality and Kingdom competitions. We ask, however, that you do not challenge for title in a Barony we must gloriously defeat in battle.

The Arts & Sciences Defender competition will consist of:

2 Pieces with Documentation: The person will have approx 5 minutes to talk about each piece and then answer questions. Only finished works for competition, but feel free to bring in unfinished works for feed back.

The Bardic Defender competition will consist of:

Two items; one with written documentation, one source, supported with additional verbally presented documentation, persona-relevant; one to highlight the particular skill of the individual bard. One is required to be presented to the populace.

More details on classes will appear shortly, but this is the list Lady Myrrim has confirmed so far:

- Enameling
- Egyptian bracelet making
- leather tankard making
- Belt tooling and making
- Beginning tablet weaving
- Coif making
- Norse wire weaving

A schedule will be confirmed shortly and registration information posted. Some classes will require pre-registering.

As well Lady Myrrim would like to announce a contest as follows: a Decorated Container in any medium. This could include pots, wooden boxes, baskets, decorated scabbards pouches, pictures of decorated containers, embroidered containers etc.

Upcoming Events

Baronial Banquet

Our great day will end with **Baronial Banquet**. Tickets are \$10 for the Banquet, and are now available through Baroness Margaret or Asny Ravnsdottir.

Our Head Cook is **HL Kenzie McBeighn**. He has created, yet again, a sumptuous delight for our palates:

Starter

Warm Brie with bread, crackers and Roast Garlic.

Soup

Cream of Leek soup, with a floater available consisting of a vegetable puree.

Mains

Steak and beer-braised onion pie.

Vegetable cassarole

Armoured Neeps

Barley with Salty Raisins, Cinnamon and Roasted Almonds.

Dessert

Lemon Custard.



Is there anything more mesmerizing that watching **HL Kenzie McBeighn** cook?

Photo by Dr. Carus of Burn Abby

In Service,
Margaret Hamilton of Stirlingshire
Event Steward
Email ghmargaret@yahoo.com for tickets.

Upcoming Events

May Defenders' Update

May 12th, 2012

Haney Farmers Market in Maple Ridge

May Defenders' Tournament will combine with Antioch Invitational this year!

Without an event steward coming forward, I started looking at some alternatives. One thing that has been discussed for a while is the Barony starts holding an equivalent to Ursulmas that is both a demo and a major event, either our May Defenders' or the Baroness Memorial Tournament.

Even without an event steward, our seneschale, Ceara, looked into booking some locations for our planned weekend. Unfortunately, the prime locations were not available this year.

Antioch Invitational was set up with the same goal, so I had a discussion with Desiree about combining our events. With co-operation from the Principality, our plan went into motion.

This year, our Summer Defenders' Tournaments will be part of the Antioch Invitational to be held May 12th, 2012 at the Haney Farmers Market in Maple Ridge. This is the opening day for the Farmers Market and will give us a great chance to showcase our activities and possibly bring in some new members which is one of our goals.

The price can't be beat. As this is, officially, a demo, the price is FREE. Yes, that's right. An event (okay, a demo) that doesn't cost you anything. Just show up, add colour to the event, compete in the many prize tournaments, and, of course, - have fun!

As a demo, we need participation from all disciplines of the SCA. We need Arts & Science to show off just as much as we need fighters to compete in the tournaments. We need bards telling stories or playing their harps.

We won't make any money on the event, but we may make some new friends.

Sealion War

May 25-27, 2012

Donatello's Farm, 25133 Zero Avenue, Aldergrove B.C.

\$20/adult; \$10 youth (13-18); children under 12 are free. NMS applies

To be or not to be, That is the question. Oh heck, it is not much of question at all. Of course, you want to be at **Sealion War** this May 25-27 at Donatello's Farm in Aldergrove to take on the Seagirt street gangs. The theme of the war this year is Everything Shakespeare, and the war points will be built around this.

Bardic – You can bet that Sonnets will be involved.

Arts and Science – Hmmm, I am thinking A Midsummer Night's Dream

For the war fields, how 'bout a street fight that starts with just a few fighters, but grows as the Houses of Seagirt and Lions Gate hear about the fight?

On the archery range, do we go with "slings and arrows of outrageous fortune"? Or Henry V inciting his army to victory at Agincourt?

A Tavern is planned for Saturday evening with proceeds shared between Lions Gate and Seagirt.

Come practise your forsoothing with us at the Sealion War.

The North Wind 6 Issue #347

Upcoming Events

Lions Gate Outdoor Archery

In two weeks we will be in daylight saving time. Three weeks after that, the new range season starts. Warm weather is coming. Please!! Time to think about ARCHERY!!!!

Range fees have stayed the same, so come out often. Last year my rate was \$1.00 per day. This year I plan to spend even more time on the range. If you want to shoot on your days off, call me. Regular practice times will be posted next month.

Repeat after me, 2012 will be a wonderful year for archery!!!

Archos Kenneth of Shaftesbury
Lions Gate Archery Deputy for Scorekeeping



Wendy's grouping at Burnaby Butts, shot Sept. 12th, 2011 (I needed something to fill the space on this page) Photo by: Wymarcha Hektanah Doiron

Combat Archery Update

Warwick Drakkar



Bundles of Arrows

Greeting North Wind readers. Elora and I wanted to do a follow up to the Combat Archery Report from November.

Elora and I, and a mighty group of combat archers and want-to-be-combat-archers, got together in Elora's yard where we had set up several tables and pop-ups, and all the many and varied parts needed to create both combat arrows and combat bolts. By the end we had created almost 500 arrows and bolts.

But before that build day could occur, a lot of pieces had to come together and many people assisted in this.

Thanks to Tig (Brendan Reid) for sourcing many of the parts and getting us the best prices for shafts, fibre tape and more, and especially for managing the giant spread sheet I made to track all the people, their amounts, and the costs for everything.



Odin's Playground - Wagon Wheel

Thanks to Thane Oak for milling out 500 UHMV blunts - we saved a fair bit of money here.



AT War

Thanks to August for supplying us with the cool time saving foam heads for the blunts.

Thanks to William for supplying us with his special double routed APDs that saved us time and ensured the APDs settled at the correct height with regards to the nock.

Thanks to all the people who came out that day to be part of the assembly line for creating the arrows and bolts. It was a learning process for everyone and the number of arrows and bolts we created in a short amount of time was truly amazing. Elora, Tig, Caitrin, Grif and Sarah, Hawk, Corey, Cryslee, Kian and Ciana. If I missed anyone from that list I apologise I know we had some people show up for a few hours and then have to leave.

Combat Archery Update

And thanks of course to Elora for supplying us with a lovely space to do the build, and for wrangling the timing and people to make it happen.

The build itself went quite well. We got a bit of a slow start figuring out how to set up all the work stations - popping out foam covers, hammering shafts into blunts, gluing nocks and APDs, taping blunts and APDs, etc, but once we got it all figured out production started with a vengeance. We learned as we went and everyone participated in improving the process.



When we were done people went home with almost completed arrows and bolts. The last step of adding your own coloured tape to heads and shafts we left up to the individuals.

We had a few make-up sessions with people who couldn't make build day.

So what did we learn?

We learned that the spot checks we were doing were not enough. We should have had a quality check station at the end of our assembly line where every arrow or bolt was checked.

We learned that the shafts from Northstar have a fair bit of variation in diameter, resulting in some loose fits onto blunts. Also a bit of variation in length.

In the future we will buy the best quality fibreglass shafts we can get, and we will have them cut just under the required length to ensure none of the completed arrows have loose heads or variations in length.

We learned that the blunts Oak cut for us could have had $\frac{1}{3}$ less material, thus reducing the weight a bit. Also to drill the shaft hole a bit deeper than needed.

We learned the nocks supplied by Northstar are not robust enough to stand up to the rigours of Combat Archery. In the future we will buy indestructible fibreglass nocks.

When it was all said and done we had almost 500 arrows and bolts in the hands of Lions Gate Combat Archers. There were some issues with a small percentage of them that were detected afterwards, but steps were taken to correct the issues. Elora and I checked all the arrows and bolts still in our possession (over 100) and a few of them needed to be modified. Participants were contacted and informed they needed to check theirs as well, and some corrections were made there too. Baron James inspected all the arrows used in the Wagonwheel of Doom at Odins and no issues were found so all variations were corrected before use.

We saw the result of having additional Combat Archers for Lions Gate at Sealion. We headed over to the Island with the LG Army and in total 8 Combat Archers hit the field for Lions Gate and their impact was obvious and immediate. The Sealion army was under constant fire and it depleted their numbers and restricted their movements, thus helping the Lions Gate main forces sweep the field repeatedly.

Combat Archery Update

TOA also reaped the benefits of having more Combat Archers. Almost all the small units under each Warlord included at least one combat archer, and many had several combat archers. It was nice to hear that combat archers were being approached directly afterwards for recruitment into next year's armies.

This year Elora and I have another format we call The Gauntlet we wish to introduce to Combat Archery. The Wagonwheel of Doom, has been very popular with both Combat Archers and Heavy fighters at TOA, Lionsdale Champions, Odins, and AT War, and we hope this new format will be even more exciting and fun.

If anyone wants combat arrows, authorization in Combat Archery, or is looking to upgrade their marshal status please contact either myself at warwickdrakkar@gmail.com or Elora at cadetelora@gmail.com



Sealion War

Ask Our Alchemist



Dear Dr. Carus,

Which invention was more important for the rise of chivalry - the stirrup or the horseshoe? And for its decline – the handgonne or the printing press?

Signed,
Sir Lances-A-Lot

He paweth in the valley, and rejoiceth in his strength: he goeth on to meet the armed men.

He mocketh at fear, and is not affrighted; neither turneth he back from the sword.

The quiver rattleth against him, the glittering spear and the shield.

Chasing and raging he swalloweth the ground, neither doth he make account when the noise of the trumpet soundeth.

He saith among the trumpets, Ha, ha; and he smelleth the battle afar off, the thunder of the captains, and the shouting.

[*Job*, 5th C BC, ch 39, v 21-25]

Dear Sir Lances-A-Lot (any relation to Doctor Lances-A-Lot, the abcess expert?),

Chivalry: from the 11th C French *chevalerie*, horse-soldiery. [Oxford English Dictionary, 1933]; though, doubtless, the social dynamic of mighty & mightily expensive warriors with duties & dependancies both above & below, also – with the Christian religion – encouraged the traditionally-associated code of honour & *courtoisie* in themselves and others they inspired¹

Little girls love horsies. Curiously enough, little girls don't love tanks or fighter aircraft, which are the closest things today to what the Horse represented in Period.

They can pull ploughs and carts, but so can bullocks; they can carry messages, but so can pigeons, and humans in good shape can run down most prey (hunting from horseback was practice for the warrior class: the Horse brought in the Hunt, and not vice-versa): the importance of the horse in history is, before all else, military – it can move even heavily-armoured warriors very quickly to charge, outflank, chase or retreat, and itself can easily kill through forefoot strike or trample. At first, in classic times throughout the Old World, horses pulled chariots, like Pharaoh's that were in the 15th C BC Battle of Megiddo, the first well-documented armed encounter in history (as its homonym is to be the last in prophecy: another word for 'Megiddo' is 'Armageddon' – *Revelation*, 1st C, ch 16, v 16), or famously drowned in the Red Sea (*Exodus*, 14th C BC, ch 14-15); or as appeared in India's *Bhagavad Gītā*, 10th C BC, and Ireland's *Cattle Raid of Cooley*, 1st C. These contained a driver, an archer and sometimes a shieldman or spearman, and the passengers would often dismount to fight; by the 5th C BC, wicked scythes extended out from each wheel, but by the 4th C BC, infantry was merely stepping aside to let them pass and, except for sport racing, they were entirely replaced by the far more nimble and versatile cavalry proper.

Horse archers arose in 9th C BC Assyria, and reached their peak in Scythia, Parthia and elsewhere in Central Asia: able to loose while passing or retreating (the famous "Parthian Shot"), in open terrain they would prove devastating to armies unable to return mass fire. Opponents struck with awe (as well as arrows) at the amazing integration of leg-controlled mount and bow-wielding rider, came up with the metaphor of the shooting Centaur, immortalized as the constellation Sagittarius. Also in the Age of Sagittarius, mounted lancers in the same region started to be dressed, horse and rider, in scale armour, and sent as shock troops crashing into enemy lines: they were the cataphracts or clibanarii. The one-two combination presents a deadly dilemma to opposed infantry, who become more vulnerable against arrow-storm or other artillery if

Ask Our Alchemist

they bunch up, and against cavalry charge if they disperse – thus was a Roman army of 40,000 obliterated at the Battle of Carrhae in 53 BC by a Parthian force a quarter of its size, that itself suffered only 100 casualties, which led to the fall of the Roman Republic. Afterwards, Rome incorporated into its own forces mounted and armoured Sarmatian mercenaries – whose remnants in Britain may have left us legends of King Arthur's Knights of the Round Table (5th C?).

The Great Stirrup Controversy amongst historians began with the proposal in 1962², that the introduction of the stirrup into the Carolingian Empire³ led to the dominance of its heavy cavalry on the battlefield, which then required the adoption of the feudal system of land-for-service to support it⁴. By 1970^{5,6}, it had been pointed out that, even though expensive (horses eat like horses, which motivated the Mongol conquests as modern hegemonies are prompted by petroleum):

- as mentioned above, armoured & riding shock troops had already been around for a millenium, and could still poke pretty hard even without stirrups & stuff⁷;

- improvements (often originating in the East; sometimes lost then re-discovered) were steady and incremental over that whole time: larger breeds of horse; larger breeds of men (the real limiting factor for impacts that could be inflicted and withstood); the rigid saddle (2nd C BC) with raised back/cantle (seen on Trajan's Column, 2nd C); the nailed horseshoe (5th C) to protect hooves weakened by stall life and a damp climate; and the training in man & beast to work with all of these;

- stirrups did not so much enable greater shock with the lance, as to better steady the rider as he lays about with sword on all sides⁸;

- feudalism – that allowed congruence and quick interchange between military chain-of-command and civilian governance – more likely arose amongst the Carolignians, even before they got stirrured, in response to the collapse of the Roman Empire and its centralized bureaucracy, combined with the threat of Saracen invasion via Spain; and itself declined with the rise of tax-collecting nation-states and standing armies (and, yes, as prompted in part by moveable type);

- other, even more horsey nations, had not Gone Feudal.

The introduction of gunpowder to the theater of war had several effects on horsemen (some in continuance of a trend begun with longbows and cranequin-crossbows):

- Armour became heavier, then lighter again as better ranged weapons began to penetrate anyway;

- horsemen themselves carried firearms, such as for the 16th - 17th C caracole maneuver of riding up to fire and retreating to re-load (but the Comanches, who had not lost their bow skills, retained or even returned to their bows & arrows over non-repeating rifles by choice);

- mounted infantry, that could dismount to fight from formation or cover, assumed (or reassumed) importance, from the dragoons & carabinieri of the 17th C, through the Boer Wars, and eventual shifting of the human load onto mules, bicycles, trucks and helicopters;

- so did light cavalry, from the 15th C hussars onwards, that with lances and sabres could quickly get amongst enemy infantry and artillery, who then could not fire without hitting each other; the "Charge of the Light Brigade" of 1854 only blundered in attacking the wrong "guns"; Polish uhlands scattered German infantry at Krojanty on Sept 1, 1939 before themselves being surprised by armoured cars (the Modern "mounted archers"; but the enemy advance had been slowed);

- In World War I, the machine gun essentially put an end to cavalry – as it did to infantry too, until improvements in tanks, artillery and air support got trench warfare moving again. But though the human soldier will always be needed as an occupying force, the Engine had replaced the Animal, and the Age of the Horse had come to an end.

Ask Our Alchemist



Sassanid cataphract, Iran 4th C. Look Ma, no stirrups!

- [1] Lewis CS "The Necessity for Chivalry", *Present Concerns*, 1986;
<http://books.google.ca/books?id=jGDOQ2WyPmgC&pg=PT13> .
- [2] White Jr L *Medieval Technology and Social Change*, 1962.
- [3] See *The Golden Psalter of St. Gall*, 843 AD, p 140-141, <http://www.e-codices.unifr.ch/en/csg/0022/140/large> .
- [4] Ganshof FL *Qu'est-ce que la féodalité*, 1944 / *Feudalism*, 1952.
- [5] Bachrach BS "Charles Martel, Mounted Shock Combat, the Stirrup, and Feudalism", *Studies in Medieval and Renaissance History*, 1970, vol 7, p 49–75; see also <http://www.fordham.edu/halsall/med/sloan.asp>.
- [6] DeVries K *Medieval Military Technology*, 1992,
<http://scholar.chem.nyu.edu/tekpages/texts/strpcont.html>.
- [7] Alvarez RP *Saddle, Lance and Stirrup: An Examination of the Mechanics of Shock Combat and the Development of Shock Tactics*, 2000, <http://www.classicalfencing.com/articles/shock.php>.
- [8] See the White Knight in Carroll L *Through The Looking-Glass, and What Alice Found There*, ch 8.

Meddling with Metal Enamels

Lady Tamsyn le Rous

On February 11th, 2012, sixteen members of the Metal Workers and Armouring Guild met with Wilhelm the Far Traveller and his lady Aloise for a smorgasbord of metal decoration techniques: enamelling, etching, repoussé, leather work, armouring and making a leather tankard. Under Wilhelm's skilled guidance, old-time members of the guild mentored newcomers from the Barony of Lions Gate, and the Shires of Lionsdale and Shittimwoode.

Historically, enamelling has been around since the Early Egyptian period and was a high art form in the middle ages, beginning with the late Romans. Two techniques were predominant: cloisonné, which means “cell” in French, and involves filling wired cell sections with enamel colors, and champlevé in which hollows are carved into the metal and filled with enamel.

I undertook to learn basic enamelling, mentored by Eriu. Wilhelm the Far Traveller generously lent our tools and supplies. These included a small electric enamelling kiln, with a removable wire rack and oven spatula, materials including sets of powdered enamels, flat pieces of metal and metal wire, and hand tools including a small sifter, small enamel scoops, and a tiny paintbrush, wire cutters and needle-nose pliers.

We began by placing the kiln on a heatproof surface to preheat, and made sure of the location of the fire extinguisher. Enamel needs to heat to a temperature between 750o C and 850o C, which is hot enough to melt glass, but not enough to melt the metal base. Initially, we placed the kiln on the fireplace using an extension cord. This proved to reduce its ability to heat to the needed temperature, so we moved it to the stove where it was able to plug in directly to the wall.

Next we took a 1" round piece of flattened copper and rubbed it with plain steel wool (as opposed to Brillo Pads) to clean it. We washed the piece in dish soap, and rinsed it in the sink to make sure it was clean enough for the water to sheet off evenly. Then it was time to apply the enamel. We spooned powdered enamel into the strainer, and shook it gently over our metal, trying to coat it evenly. Eriu said not to worry if it didn't coat evenly the first time, that subsequent coats could be applied.

One of the important factors was cleaning tools between colours. We found that if we did not wash and dry the strainer before we applied a new colour, bits of the previous colour would dot the new glaze.

We placed the enamel on the metal rack and transferred it carefully to the kiln with the metal spatula. We heated each piece a few minutes, peeking into the kiln periodically to see if the enamel had turned from powder to shiny glass.

Eriu suggested that if we were going to pursue enamelling, we would be well advised to do a series of test tiles because the enamel color in the powdered form would be different from the final result. We found that to be true and even thought that some colours seemed to take a bit longer to fuse.

Taking the red-hot enamel out of the kiln to cool, we noticed that, like Eriu had predicted, the first coats were uneven. My piece showed metal around the edge but a second application remedied this. I found tapping the strainer lightly worked well to create an even application.

Once we had finished this piece, we moved on to a simple cloisonné enamel. In this style, we began with a base coat. We had hoped to use a clear coat, but used white instead. We heated this into an even coat, and let it cool. Once it was cool, we took thin hammered copper wire and bent it into closed shapes. We were told to make the metal meet rather than overlap.

Meddling with Metal Enamels

We placed the wire onto our cooled base coat, and put it back into the kiln, keeping an eye on it, to take it out as soon as the metal sank into the glaze. We had trouble keeping these shapes in place both as we transferred them into the kiln and in the kiln itself. Once this cooled, we were able to colour our shapes. In this case, it was impossible to strain the enamel, so we spooned it into the shapes. Again, it would take more than one coat to fill our shapes properly.

This concluded our foray into the world of enamelling. We had a great time and learned so much from just this first session! We spoke about the possibility of doing a longer enamel course in the Barony of Lions Gate in the future. If this becomes a reality, we'll keep you posted!



Tamsyn's first attempts at enamels.
Photo by Tamsyn le Rous

Making Mead with Malie

Malie Rennick

Equipment needed:

- 1 – five to seven gallon bucket (plastic)
- 1 – lid for this bucket, with a hole in it for the airlock
- 1 – airlock
- 1 – large spoon
- Sanitizing agent (diluted bleach or specialty ones from the winemaking shop)
- 1 – siphon rod
- 1 – length of tubing to fit siphon rod
- 1 – bottling wand (not necessary, but really nice to have)
- 1 – 5 gallon carboy, or another plastic bucket (I like carboys so you can see what's going on in them)
- 1 – Pyrex cup (to rehydrate yeast)
- 2 packages – Wine Yeast (Something like EC1118 – a champagne yeast from Lalvin... you want something that'll handle really high sugar environments)
- 1pound – Honey (usually about a gallon – add more if you want sweeter mead)
- Water (tap water is fine, unless you won't drink your tap water – then use water from elsewhere that you will drink!)
- Fruit/spices/whatever flavouring you want to add

Procedure:

1. Sanitize everything that's to come in contact with your mead (a cup-ish of bleach in 5 gallons of water is good) – this includes counters, airlocks, the bucket, cup for yeast rehydration, etc
 - a. Make sure you rinse the bleach off everything before you make the mead, as leftover bleach can effect the flavour
2. Put yeast into warm water (the package will give you the temp you need) to rehydrate it
3. Pour about 3 gallons of hot (not boiling!) tap water into your bucket
4. Add honey
5. Stir until honey is totally dissolved
6. Add any flavouring you want to add
 - a. For fruit, chop it up and freeze it beforehand – this will break down the cellular structure, and allow it to ferment more easily
 - i. Fruit adds volume, so you will get less mead in the end – you can account for this with your initial batch size
 - ii. More fruit = more flavour
 - iii. Peach doesn't taste like peaches – use apricots, and strawberry doesn't work very well either
 - b. Spices can be added right to the must (pre-fermented mead)
7. Top up bucket to 5.5 gallons with warm water (I always add a bit more to account for liquid lost when racking/bottling etc)
8. Stir the heck out of the must. You want to incorporate as much air as you possibly can so the yeast has something to feed on
9. Stir some more
10. Add the rehydrated yeast to the must, and stir again
11. Put lid on bucket.
12. Put water in airlock to the line (so the insert inside floats just a bit)
13. Put airlock on bucket

14. Watch for first 24-48 hours, to make sure fermentation is happening (the airlock will bubble)
15. If nothing is happening, stir some more, and make sure that the lid is on tight
16. If it's bubbling, leave it alone.
17. After a month or so (whenever the fermentation slows down so you can't notice it much) sanitize the carboy, siphoning rod, and tubing
18. Transfer the mead into the carboy with the siphoning rod/tubing
19. Place airlock in carboy
20. Place somewhere out of sunlight (closet, bathroom etc)
21. Ignore for 2-5 years
22. Bottle! (Sanitize all the bottles, the siphoning rod, tubing and bottling wand)

I tend to let my meads go until they turn clear, but different meads will act differently. Fruit ones may never clear depending on the amount of pectin in the fruit you used. You can get clearing agents from brewery supply shops (isinglass, Irish moss etc) but I usually don't bother, as cloudy mead doesn't bother me if it tastes OK.

You can also use a combination of sulphites and sulphates to stop fermentation, if you're worried about bottle bombs, or if you need the mead done for a certain time. I tend not to do that as I get an allergic reaction to sulphites, so I would recommend looking that up online.

Recipes and really good info can be found on the GotMead.com forums... especially look for Oscar, as he's awesome, and really knows his stuff.

The biggest mistake new mead-makers make is not sanitizing everything enough. Be diligent here, and most of the rest will fall into place. Also, be patient! Opening the bucket/airlock etc will just allow air at your mead, which can spoil it. Lastly, make sure that sunlight can't get to the mead, as the UV can cause bad reactions (this is more for beer, but it applies to mead too).

Good Luck!



Cherry mead in glass carboys
Photo from the Internets

TirRigh February Investiture



The Thrones Await
Photo by John Macandrew



The Eric Waits
Photo by John Macandrew

TirRigh February Investiture



(Left) Thora goofs around with Mark of the White Hand. (Left Bottom) Elora assists Allison with her Principality Archer regalia. (Bottom right) Malie marshals.

Photos by Dr. Carus of Burn Abby



TirRigh February Investiture



(Top) A display from the An Tir Embellishers' Guide. (Bottom) A display from the Book Binding Club. Photos by Dr. Carus of Burn Abby



Memorial Mass for Amanda



(Clockwise from Left) Dr. Carus of Burn Abby, Wymarcha Hektanah Doiron, Ylas Anasdoter, Prudentia Incomedatus, Tamsyn le Rous & Sabina, Gareth Doiron, Aelana Cordovera

(Not pictured: Caitrin & Sarah, Angantyr, Mairin and their friend)

On Saturday, Feb 25th, several SCAdians attended a Catholic Mass at Holy Cross Church in Burnaby, which Dr. Carus (MKA Graham Darling) had arranged for the repose of Her Excellency Amanda Kendal of Westmoreland (MKA Nancy Stevens). The Mass provided an opportunity to remember and pray for our very special friend and Inspiration. Though formally an Out-Of-Period event, this was a very Period thing to do. Afterwards, some of us met at a nearby Chinese/Canadian restaurant (Paul's, on Hastings near Willingdon) for further toasts and reminiscences. Thanks to all who attended, in person or in spirit.

In Service,
Dr. Carus of Burn Abby

Crown



Their Royal Majesties of An Tir - Ieuan and Gwyneth
(king@antir.sca.org, queen@antir.sca.org).



Their Highnesses of Tir Righ - Steinn Vikingsson IV and Gemma Delaroché IV
(prince@tirrigh.org, princess@tirrigh.org).



Baron & Baroness of Lions Gate - Their Excellencies James Wolfden and Margaret Hamilton
(baronandbaroness@lionsgate.antir.sca.org).

Baronial Council

Seneschale - Ceara inghean ui Mhadadhàin, seneschal@lionsgate.antir.sca.org.
Watch - Garet Doiron, garetdoiron@gmail.com

Chancellor of the Exchequer - Asny Ravnsdottir, exchequer@lionsgate.antir.sca.org
Deputy Exchequer - Ylas Anasdóter, deputyexchequer@lionsgate.antir.sca.org
Chamberlain - Edrik, chamberlain@lionsgate.antir.sca.org

Sable Loat Pursuivant (Herald) - Callen Drakkar, herald@lionsgate.antir.sca.org

Minister of Stables - Griffin, stables@lionsgate.antir.sca.org

Archery - Delwyn verch Ynyr, archery@lionsgate.antir.sca.org
Master of Blades (Rapier, and Cut & Thrust) - Mitaias, blades@lionsgate.antir.sca.org
Lists - Elena de Maisnilwarin, lists@lionsgate.antir.sca.org

Chronicler - Wymarcha Hektanah Doiron, chronicler@lionsgate.antir.sca.org
Librarian - Ylas, librarian@lionsgate.antir.sca.org

Minister of Arts & Sciences - Myrrim de Lancaster, artsandsciences@lionsgate.antir.sca.org
Contingency Deputy - Dr. Carus
Bardic Arts - Azure Mary Macgregor, bardicarts@lionsgate.antir.sca.org
Dance - Rhiannon ap Gwynedd of Clan McBeighn, dance@lionsgate.antir.sca.org
Games - VACANT, games@lionsgate.antir.sca.org

Chatelaine - Sage McLeod of Canna, chatelaine@lionsgate.antir.sca.org
Pied Piper - VACANT, piedpiper@lionsgate.antir.sca.org

Baronial Scribe - Aelana Cordovera, scribe@lionsgate.antir.sca.org
Deputy - Miles FitzHubert

Baronial Webminister - Malie Rennick, webminister@lionsgate.antir.sca.org
Deputy (Webspinner) - Rothgar, webspinner@lionsgate.antir.sca.org

Seneschale Quarterly Report

Seneschale Report Barony of Lions Gate Fourth Quarter 2011 (Oct-Dec)

Report date: February 4, 2012

1. Branch Identification

The Barony of Lions Gate

- Modern locations, in alphabetical order: Bowen Island, Burnaby, Coquitlam, Delta, Langley, Lions Bay, New Westminister, North Vancouver, Port Coquitlam, Port Moody, Richmond, Squamish, Surrey, Vancouver, West Vancouver and White Rock.

2. Seneschale Identification

Seneschale

Contingency Deputy Seneschal HL Ceara inghean ui Mhadadhain

MKA: Cassandra Caunce

3. Crown Representative Identification

Baron James Wolfden and Baroness Margaret Hamilton of Stirlingshire
(Jim Welch and Margaret Galbraith-Hamilton)

Term expiration date: November 6, 2013

4. Branch Population Estimates

Total paid memberships: 153
Estimate of non-members*: 22
TOTAL ACTIVE: 175 members

Event Gate Sheet Report

The overall average of adult non-members attending Lions Gate events is 28%.

			Overall Attendance		
			Total adult	Non-	%Non-
	Event	Date	attendance	Members	Members
Q1	Bransle - Masqued Ball	Feb 11	No data at this time		
	Winter Defenders	Feb 26-27	67	10	15%
	Tir Righ Investiture	March 5-6	192	45	23%
Q2	Bransles - April Fools	April 1	29	8	28%
	Summer Defenders	May 7	92	24	26%
Q3	Tournament of Armies	Jul 29-Aug 1	258	115	45%
	SYGC	Aug 12-14	42	14	33%
Q4	Bransle - Fall Feast and Tavern	October	40		
	Baroness' Tournay	Nov 5	100	21	21%
	Bransle - Yule	Dec 3	Cancelled		

Seneschale Quarterly Report

5. Activities

a.) Regularly Scheduled Meetings and Activities

Council

Meetings continue to occur on the 4th Thursday evening of each month with the exception of December when no meeting was held. Back in August, we started holding meetings at ABC Restaurant and introduced a “dinner with friends” aspect to the evening. The meetings have been held around different ABC restaurants in locations around the Barony in an effort to boost attendance. The meeting attendance continues to be stable (around 15) with approximately the same individuals. So far, this method/format of Council meetings has been very well received. However, since moving the location around doesn't seem to affect attendance, a single location will be selected. ABC Restaurant was chosen as the minimum food charge for the room is low resulting in no cost to the Barony at all.

Practices

Heavy, archery and rapier (with cut & thrust) practices continue. Attendance appears to be stable at all practices.

- Heavy – Since the move to Tuesday nights in a different hall at the Cloverdale fairgrounds. Initially there was a drop in attendance but it appears that attendance is increasing again. We're unsure if this is attributed to the move or the holiday season. Either way, an upward trend is a good trend.
- Rapier - Several months ago, in an effort to break even due to low attendance, the rapier practice had their hours scaled back. The community has now decided that the time wasn't enough thus they voluntarily raised the fee for the practice to \$10. The rapier community is definitely self-regulating which is nice.
- Archery – The Acting Baronial Archer has been very busy in attempting to make archery practices accessible for many and all. A new practice has been set up on an indoor range in downtown Vancouver in partnership with Academie Duello. Another new practice indoors at Boormans Archery in New Westminster is being negotiated as well. These new additions are being well received by the archery community and the occasional archer as well.
- Dance - Dance practices have resumed in a free location in Burnaby. Approximately 2/3 of the folks attending are non-SCA folk. They just like to dance. This has been mentioned to our Chatelaine as this could be a good place to attract newcomers.

A&S Gatherings

Regularly scheduled monthly scribal sessions coordinated by our Baronial Scribe continue with much interest and success.

b.) Special/occasional meetings in this last quarter (for special planning or special activities)

While this was not an official SCA event, a private birthday celebration was held for Viscountess Amanda Kendal on Saturday, December 3. Unfortunately, shortly afterwards, Viscountess Amanda passed on to be with Master Gerhard again. The Mason's Hall in New Westminster, a usual location for the Barony to use, offered their facility free of charge for holding a wake for Her Excellency.

Seneschale Quarterly Report

c.) Events held in the last quarter

Baroness's Tourney – November 5, 2011 (Level 1)

Event Steward: Mistress Caitrin

In the very capable hands of Mistress Caitrin, this event went off without a single operational hitch. The only downside was that attendance has been in a downward spiral for this event over the last number of years. The event is certainly not the draw that it used to be as attendance used to be over 300 while now it barely hits the 100 mark. The Barony lost approximately \$300 as a result.

d.) Demos, with accounts of activities, attendance

A very small demo was done for a local Beaver group in Surrey in November. Approximately 5-6 members from Lions Gate were in attendance for about 20 children.

6. Upcoming Activities

a.) Events (Include events even if dates are tentative)

- **Tir Righ Investiture hosted by Lions Gate**
Feb 17-19, 2012 Level 1
Event Steward: HL Caitrina inghean Aindriasa
- **Canterbury Fayre and Baronial Banquet**
March 31, 2012 Level 2
Event Steward: Baroness Margaret Hamilton of Stirlingshire
- **Summer Defenders**
May 5, 2012 Level 2
Event Steward: TBA
Update post submittal – to be combined with Antioch on May 12
- **Sealion War**
May 25-27, 2012 Level 1
Event Steward: Baron James Wolfden
- **Tournament of Armies**
August 3-6, 2012 Level 1
Event Steward: Lady Johanna van der Velde
- **SYGC**
August 17-19, 2012 Level 2
Event Steward: Sergeant Miles and Courtier Caemgen
- **Baroness's Memorial Tournament**
December 5, 2012 Level 2
Event Steward: TBA

b.) Demos

- Langley Fundamental Middle School on February 9, 2012 – Coordinated by HL Ceara
- Science World has requested our presence during their Medieval Science feature during Spring Break. Coordinated by HL Caitrina inghean Aindriasa.

Seneschale Quarterly Report

9. Financial status

a.) Bank balance

As of December 31, the balance was \$13,545.68.

b.) Recent special purchases

Nothing to report

c.) Planned purchases

- Other than event expenditures, nothing to report at this time. On a related note, the Barony is looking at moving our storage locker to a smaller, cheaper location in an effort to cut costs.

10. Summary

a.) Thoughts on the group overall

- The passing of Viscountess Amanda has certainly contributed to the quietness in the Barony in the last quarter. I suspect that Clinton 2012, even as a non-SCA event, will draw a number of visitors for the August long weekend as some of Her Excellency's ashes will be spread there.

b.) Best thing or things

- The deputy to the Baronial Archer has been doing an excellent job in keeping archery thriving in the group, despite the difficulties in locating the officer. While it technically doesn't fall in this quarter, Jaqueline has since stepped up in the role officially and I expect we'll see some exciting things from her.

c.) What needs improvement

- We need to spend some time on finding ways to inspire people to take on jobs to assist with Baronial operations including events.

d.) Potential or current difficulties in your office or group

- Nothing to note at this time.